

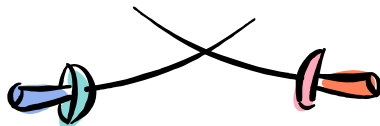


THIS BOOK BELONGS TO: _____



JUST TEACH IT!

END-OF-THE-YEAR ACTIVITY



What do you teach near the end of the school year when the weather is hot, the students are restless, and the summer vacation is desperately anticipated by both you and your students?

Just Teach It! Is a unit that can be taught in any classroom where writing and oral presentation are evaluated.

End you year with a “bang” by giving your students an opportunity to do exactly what they always want to do – talk, share, and tell others about themselves, their hobbies and their abilities.

ISBN 0-9689702-5-7

© Stevan Krajnjan



JUST TEACH IT!

By: STEVAN KRAJNJAN

Table of Contents

Table of Contents	3
Introduction	4
Just Teach It! Binder Cover	5
Binder Spine Labels	6
Just Teach It! The Lesson Plan	7
Lesson Ideas	8
Lesson Ideas Record Form	9
Class Sign-up Form	10
Presentation Schedule at a Glance	11
My Lesson Plan (brief)	12
My Lesson Plan (detailed)	13
Just Teach It! Word Search	14
Writing Activity	15 - 16
Lesson Evaluation Sheet - with criteria	17
Lesson Evaluation - create your own criteria	18
Lesson Evaluation - letter grade, percent, and criteria	19
Lesson Evaluation - letter grade and percent, create your own criteria	20
Write a Paragraph - Evaluation, with criteria	21
Write a Paragraph - Evaluation, create your own criteria	22
Writing Activity Rubric	23
The Presentation Rubric, levels of achievement	24
The Presentation Rubric, letter grade	25
The Presentation Evaluation Mini Forms, levels of achievement	26
Self Evaluation Form	27
Peer Evaluation Form	28
Helpful Tips	29
Homework not Done Forms	30
Things to Do Forms	31

Dear Teacher,

Below is a list of the rest of the practical, timesaving books that are available at www.TimesaversForTeachers.com. Some of them are not only printable, but also “**interactive**”. This means that you can literally TYPE information directly onto the pages and then SAVE as a new file. “*Life is too short to waste time*”

Teacher’s Binder: Huge collection of high quality, printable, interactive, often-used classroom forms, sheets and handouts that help teachers with classroom management tasks and paperwork while saving time (256 pages).

*Printable and **Interactive**, Click HERE: www.timesaversforteachers.com/teachers-binder*

Report Card and IEP Comments: 180 page collection of 1,830 report card comments for teachers, organized according to subject, topic, length, positive/negative nature.

Click HERE: www.timesaversforteachers.com/report-card-comments

1000 Quick Writing Ideas: Motivate students to begin writing by giving them **1000** writing ideas and prompts!

Click HERE: www.timesaversforteachers.com/1000-quick-writing-ideas (language forms included)

Substitute Teacher Instructions Kit: Organizes substitute teacher instructions effectively and thoroughly!

*Printable and **Interactive**, Click HERE: www.timesaversforteachers.com/substitute-teacher-kit*

The Essay Writing Kit: Helps organize common essay planning/writing tasks simpler and far less frustrating for students.

*Printable and **Interactive**, Click HERE: www.timesaversforteachers.com/essay-writing-kit*

Spelling Activities for Spelling Lists: Printable, visually attractive spelling activities, ready for use.

Click HERE: www.timesaversforteachers.com/spelling-activities-for-spelling-lists

Classroom Awards, Certificates and Passes: This book contains exactly what the title suggests.

*Printable and **Interactive**, Click HERE: www.timesaversforteachers.com/classroom-awards*

Math Timesavers: collection of difficult-to-find, often-used forms, masters and reproducible sheets for a 1-8 class.

Click HERE: www.timesaversforteachers.com/math-timesavers

Just Multiply It: Teaches students multiplication facts in a fun, quick, organized, and visually appealing way!

Click HERE: www.timesaversforteachers.com/just-multiply-it

Just Teach It: Fun end-of-the-year language unit - students research, prepare and teach classmates - very popular!

Click HERE: www.timesaversforteachers.com/just-teach-it