


THIS BOOK BELONGS TO: _____



JUST TEACH IT!

A JUNE CLASSROOM ACTIVITY



What do you teach near the end of the school year when the weather is hot, the students are restless, and the summer vacation is desperately anticipated by both you and your students?

Just Teach It! Is a unit that can be taught in any classroom where writing and oral presentation are evaluated.

End you year with a “bang” by giving your students an opportunity to do exactly what they always want to do – talk, share, and tell others about themselves, their hobbies and their abilities.

ISBN 0-9689702-5-7

© Stevan Krajnjan



JUST TEACH IT!

By: STEVAN KRAJNJAN

Table of Contents

Table of Contents	3
Introduction	4
Just Teach It! Binder Cover	5
Binder Spine Labels	6
Just Teach It! The Lesson Plan	7
Lesson Ideas	8
Lesson Ideas Record Form	9
Class Sign-up Form	10
Presentation Schedule at a Glance	11
My Lesson Plan (brief)	12
My Lesson Plan (detailed)	13
Just Teach It! Word Search	14
Writing Activity	15 - 16
Lesson Evaluation Sheet - with criteria	17
Lesson Evaluation - create your own criteria	18
Lesson Evaluation - letter grade, percent, and criteria	19
Lesson Evaluation - letter grade and percent, create your own criteria	20
Write a Paragraph - Evaluation, with criteria	21
Write a Paragraph - Evaluation, create your own criteria	22
Writing Activity Rubric	23
The Presentation Rubric, levels of achievement	24
The Presentation Rubric, letter grade	25
The Presentation Evaluation Mini Forms, levels of achievement	26
Self Evaluation Form	27
Peer Evaluation Form	28
Helpful Tips	29
Homework not Done Forms	30
Things to Do Forms	31


Introduction

Just Teach It! is a unit that helps teachers and students end their academic year with a “bang”. When the weather is hot, the students are restless and the summer vacation is desperately anticipated by all, giving children an opportunity to research, prepare and teach a skill to their peers spells huge success.


Just Teach It! is a unit that can be applied to any classroom where writing, research and oral presentation take place. Your students will love the unit because they get to break out of the typical school routine where the teacher does most of the teaching. Instead, all the teaching is done by the students themselves!

Why use this unit in your classroom?

- 👂 The students **get to do what they always want to do** - interact, and talk about themselves, their hobbies, interests and abilities to others.
- 👂 Decrease or **prevent** negative **behavioral incidents** in the classroom.
- 👂 **Increase** student **self-esteem** and confidence.
- 👂 **Save** preparation **time** by using something that has already been created and tested in the classroom.
- 👂 **Improve** the overall **school environment** by having students participate in valuable, creative and positive activities at the end of the school year.
- 👂 Promote **positive social skills** and **constructive** student **interaction**.
- 👂 **Students** are not bored as they watch and anticipate their classmates' presentations.
- 👂 The **parents approve** of their children's involvement in this type of activity.
- 👂 The **administration supports** and welcomes units in which children research, problem-solve, create, teach, write, organize, plan and speak in public.



LESSON IDEAS



TEACH SOMEONE HOW TO:

- Maintain a bicycle
- Cook Lasagna
- Make rice crispy squares
- Prepare a Shepherd's pie
- Build model vehicles, airplanes
- Make coleslaw salad
- Bake a special dessert
- Repair a flat bicycle tire
- Replace old bicycle breaks
- Perform yo-yo tricks and maintenance
- Make a Nacho dip
- Cook Chili
- Know the inside of the computer
- Draw a cartoon character
- Make a vegetable soup, other soups
- Cook spaghetti with homemade sauce
- Wash dishes safely and efficiently
- How to choose the best pet
- Polish shoes
- Re-grip a tennis racquet
- String a tennis racquet
- Make a special sandwich
- Understand a computer program
- Tie a necktie
- Perform a Dance step
- Paint Easter eggs
- Create a craft
- Do rope skipping tricks & games
- Do basketball dribbling tricks
- Iron clothes
- Make a grilled cheese sandwich
- Make home-made ice cream
- Perform a cultural dance
- Perform a jazz dance
- Play a musical instrument
- Do a magic trick
- Perform martial arts moves
- Make cookies
- Do Double Dutch skipping
- Pet talk and care
- Create a paper airplane
- Create Origami
- Play a board game
- Dribble and bounce a soccer ball
- Make fudge
- Prepare a Cajun chicken Caesar salad
- Do skate board tricks
- Draw a face
- Collect coins, stamps, hockey cards, etc.,
- Tape a hockey stick
- Make a breakfast
- Make interesting knots
- Do calligraphy
- Baby-sit small children
- Perform bicycle riding tricks
- Work with water colors



EVALUATION OF:

FINAL MARK = = % =

Name: _____ Parent Sig. _____

Achievement Level	R			1			2			3			4		
Letter Grade		R		D ⁻	D	D ⁺	C ⁻	C	C ⁺	B ⁻	B	B ⁺	A ⁻	A	A ⁺
Mark as (%)	Below 50 %			50-52	53-56	57-59	60-62	63-66	67-69	70-72	73-76	77-79	80-84	85-89	90-100
Achievement Level	Remediation			Below			Low			Average			High		
Level of Performance	Very Limited			Limited			Inconsistent			Good			Excellent		
Definition of Achievement Level	No evidence of expected knowledge and skill. Remediation is clearly needed.			The expected knowledge and skills have been demonstrated, in limited ways .			Some of the expected knowledge and skills have been demonstrated.			Most of the expected knowledge and skills have been demonstrated			The expected knowledge and skills have been demonstrated, clearly and effectively		
Marks		0			1			2			3			4	

CRITERIA	Mark
The Plan	
My Lesson Plan	
My Lesson plan in More Detail	
Just Teach it Word Search	
The Presentation	
Effective Introduction	
Lesson presented in logical sequence	
Lesson flowed, easy to follow	
Followed the lesson plan	
Coordination and organization of the lesson	
Effective conclusion	
Delivered on time, as scheduled	
The Handout (appropriate, relevant, makes sense)	
The Writing Activity - answers to questions	
Effort	
Listened to other presentations attentively and respectfully	
TOTAL MARK:	
Comments:	



Dear Teacher,

IF YOU LIKE WHAT YOU HAVE SEEN in this book, would you mind also having a look at my other resources at www.TimesaversForTeachers.com? For your convenience, direct links have been added for you below.

Several of the books are “**interactive**” which means that you can actually TYPE the information directly onto the forms and SAVE your work, but to do this you need to have Adobe Acrobat installed on your computer (*older versions are ok*).

The Teacher’s Binder: World’s largest collection of often used classroom forms.

Non-interactive version: http://www.timesaversforteachers.com/index_page0006.htm

Interactive version: http://www.timesaversforteachers.com/index_page0006.htm

Report Card and IEP Comments: 1830 ready-to-use comments, logically organized for ease of use.

Direct link: http://www.timesaversforteachers.com/index_page0072.htm

1000 Quick Writing Ideas: Motivate students to begin writing by giving them **1000** writing ideas and prompts!

Direct link: http://www.timesaversforteachers.com/index_page0005.htm (*language forms included*)

Substitute Teacher Instructions Kit: Organize substitute teacher instructions effectively and thoroughly!

None-Interactive: http://www.timesaversforteachers.com/index_page0007.htm

Interactive version: http://www.timesaversforteachers.com/index_page0007.htm

The Essay Writing Kit: Helps make common essay planning and writing tasks simpler and far less frustrating for students.

Printable: http://www.timesaversforteachers.com/index_page0084.htm

Interactive: http://www.timesaversforteachers.com/index_page0084.htm

Spelling Activities for Spelling Lists: printable, visually attractive spelling activities, ready for use.

Direct link, click here: http://www.timesaversforteachers.com/index_page0074.htm

Classroom Awards, Certificates and Passes:

Printable: http://www.timesaversforteachers.com/index_page0061.htm

Interactive: http://www.timesaversforteachers.com/index_page0061.htm

Math Timesavers: collection of difficult-to-find, often-used forms, masters and reproducible sheets for a K-8 class.

Direct link: http://www.timesaversforteachers.com/index_page0020.htm

Just Multiply It: Teach your students the multiplication facts in a fun, quick, organized, and visually appealing way!

Direct link: http://www.timesaversforteachers.com/index_page0031.htm

Just Teach It: Fun end-of-the-year language unit - students research, prepare and teach classmates - very popular.

Direct Link: http://www.timesaversforteachers.com/index_page0052.htm